



# Cooper'Act

European seminar on Leader cooperation

## ***Leader cooperation in Italy***

*Lille, 29-30 April 2019*

Annalisa Del Prete  
NRN- CREA PB



# The governance of Leader/CLLD



**199** LAGs

**21** Managing Authorities (MAs): **19** Region and **2** Autonomous Provinces

## 12 Regional Paying Authorities

Abruzzo, Basilicata, Friuli Venezia Giulia, Marche, Molise, Lazio, Liguria, Umbria, Puglia, Sicilia, Sardegna, Valle d'Aosta

## 9 National Paying Authorities

Bolzano, Calabria, Campania, Emilia-Romagna, Lombardia, Piemonte, Toscana, Trento, Veneto

**Coordination: National Rural Network and LAG associations at regional level**



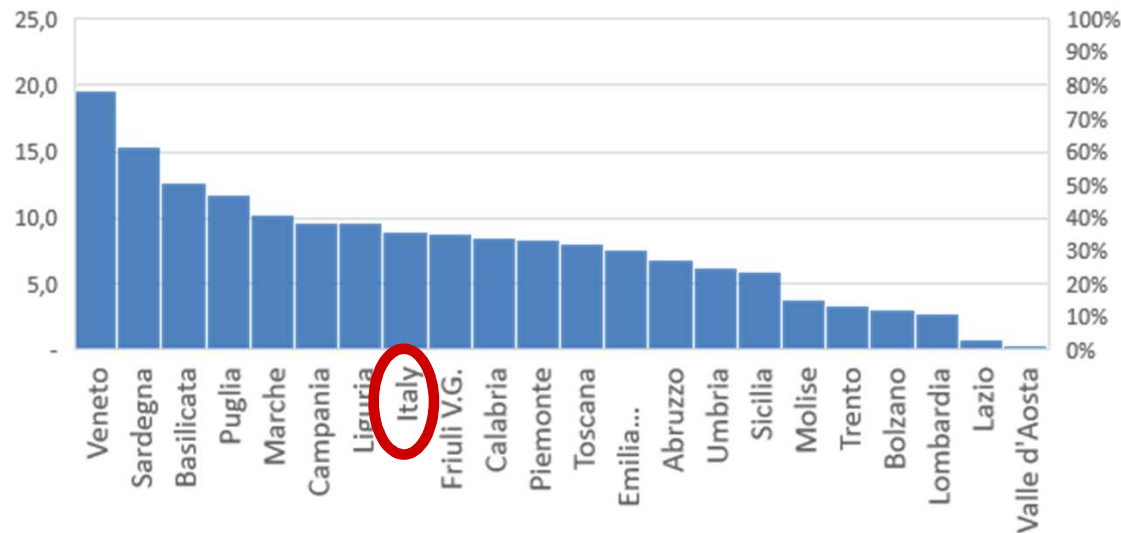
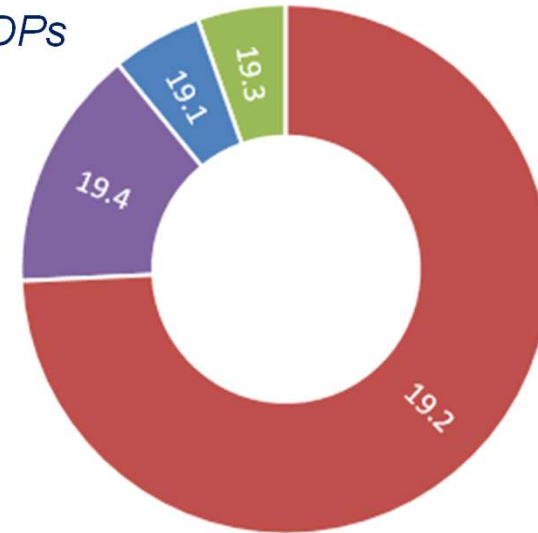
# State of the implementation of LEADER / CLLD



## Eligible Areas

- 74% of Municipalities
- 95.5% located in mountain areas

- 1.220 Meuros
- 7% of total RDPs
- 5,4% Leader cooperation



108 Meuros at 31/12/2018  
2% of total RDPs



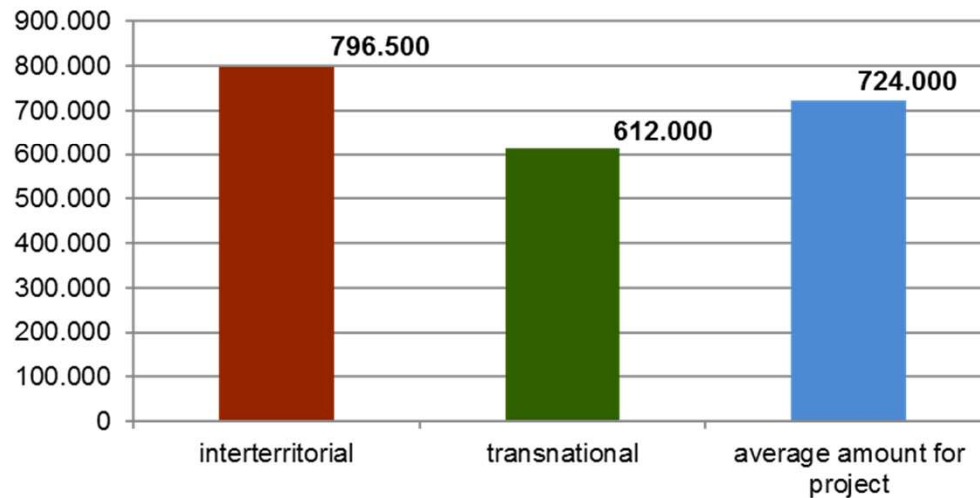
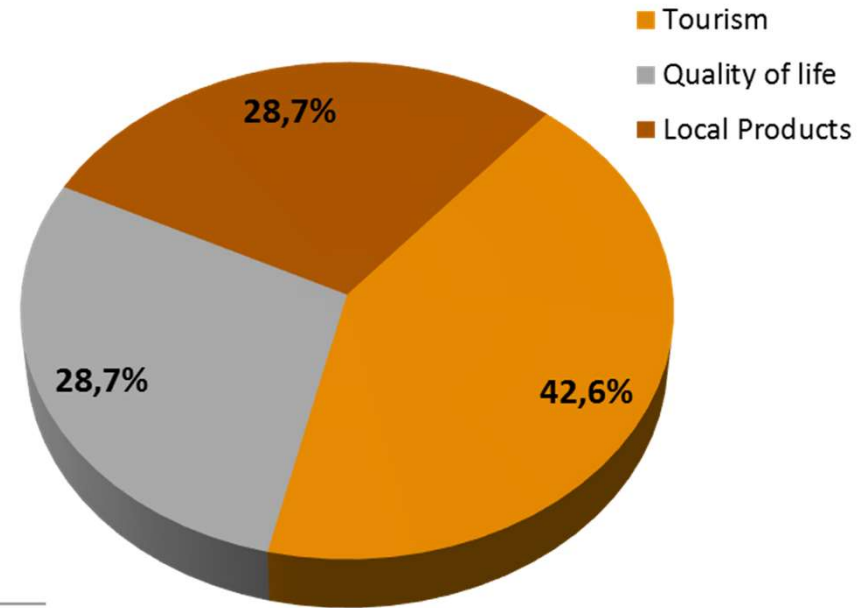
# LEADER cooperation in Italy 2007 - 2013

## 94 projects:

- 57 interterritorial
- 37 transnational
- 24 MSs involved in TNC

## 164 LAGs in cooperation

- 147 interterritorial
- 92 transnational



**Total expenditure:** 52.8 Meuros  
**Average budget per LAG:** 320,000 euros  
**Expenditure per typology:** 33% for TNC/ 67% Interterritorial



# State of the implementation of LEADER cooperation in 2014-2020



Project ideas in LDS . Selection of EPs by the LAG

Activated

Project ideas in LDS. Selection of EP by the MA through a Call

Activated

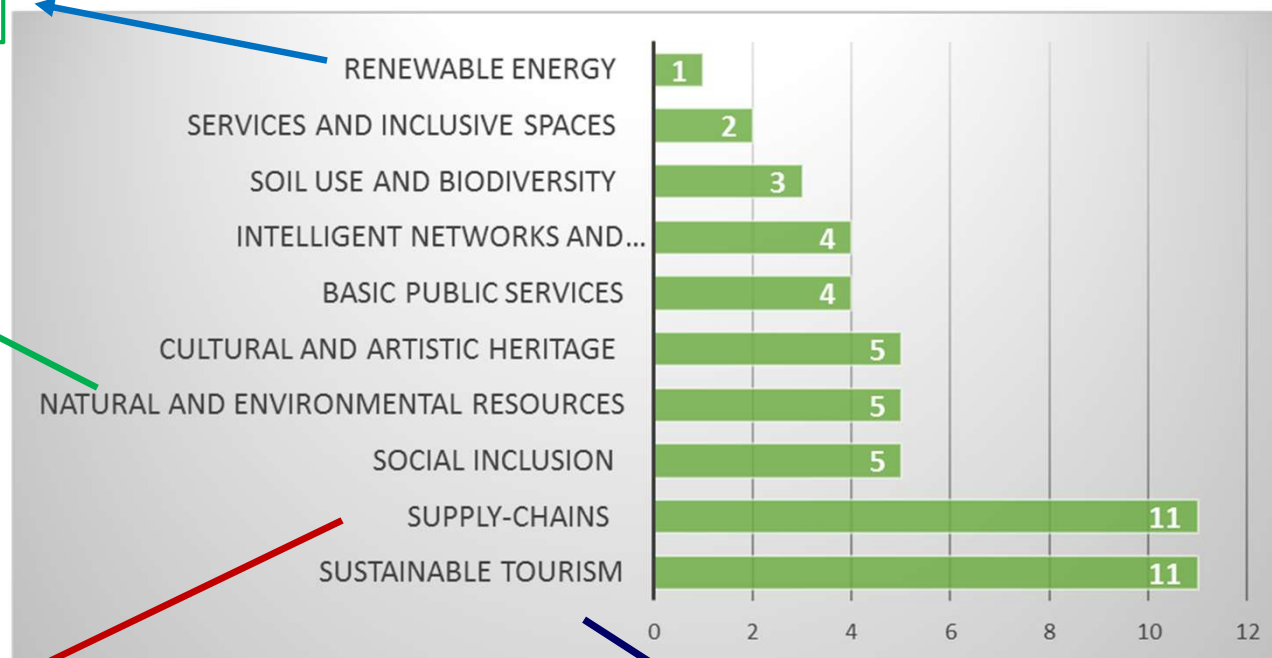
Project ideas in LDS. Selection of EP by the MA through a permanent desk

Selection of EP by the MAs through a permanent desk

Activated

LDS (Local Development Strategy)  
EP (Executive project)  
MA (Managing Authority)

# Main themes of LEADER cooperation



Bioenergy farms

Plant nursery  
Bioshepere

- *Green supply chain*
- *Byproducts*
- *Handcraft (Fili in Trama)*

- *Ecotourism (via Verde)*
- *Cinetourism*
- *Tourism for people with disabilities*



## Financial resources (2014-2020)

Region	Sub-measure 19.3	Average resources per LAG
Abruzzo	1.678.000,00	209.750,00
Basilicata	1.859.964,00	232.495,50
P.A. Bolzano	320.000,00	53.333,33
Calabria	5.950.000,00	457.692,31
Campania	5.250.000,00	350.000,00
Emilia Romagna	4.024.110,00	670.685,00
FVG	635.000,00	127.000,00
Lazio	1.777.863,00	136.758,69
Liguria	6.515.000,00	1.303.000,00
Lombardia	1.700.000,00	141.666,67
Marche	4.293.598,00	715.599,67
Molise	1.500.000,00	375.000,00
Piemonte	810.000,00	57.857,14
Puglia	1.700.000,00	73.913,04
Sardegna	2.000.000,00	133.333,33
Sicilia	7.990.000,00	363.181,82
P.A. Trento	700.000,00	100.000,00
Toscana	2.067.550,00	1.033.775,00
Umbria	12.375.083,00	2.475.016,60
Valle d'aosta	100.000,00	100.000,00
Veneto	5.565.863,00	618.429,22
<b>Italia</b>	<b>68.812.031,00</b>	<b>345.789,10</b>

### Average....

- 2 Meuro per Region
- 7% of the LEADER budget
- 18 Meuros made available for cooperation projects
- 13 projects approved

+13% resources compared to 2007-2013



# Eligible costs



## National GUIDELINES by the Ministry of Agriculture of Italy

### Implementation of cooperation activities

Costs for:

- Staff involved in the implementation of the activities
- Arrangement of coordination meetings (travels, accomodation, catering, equipment rent, etc..)
- Translation and interpreting
- Indirect general expenses

### Preliminary support

Costs for :

- Partner search (Travels, accomodation, food for the staff involved)
- Feasibility studies, researches, costs for advisors, etc..
- Communication activities (translation, awareness campaign, ect..)
- Arrangement of meetings ( catering, equipment, rooms, translation, ect...)
- Coordination of planning and animation activities

Material and/or immaterial investments in the cooperation project refer to rules and eligible costs included in the related description of the measure/submeasure in the RDP

